

Road user charges

Applicable to vehicles over 3.5 tonnes manufacturer's gross laden weight and all vehicles of 3.5 tonnes or less powered by a fuel not taxed at source.

July 2008



Important

All operators are requested to read the booklet.

All vehicles over 3.5 tonnes manufacturer's gross laden weight and all vehicles 3.5 tonnes or less powered by fuel not taxed at source require a road user charges licence.

When purchasing a diesel vehicle ensure there is a current road user licence. The licence should be sold/purchased with the vehicle.

Fees quoted are effective from 1 July 2008 and are GST inclusive.

A new owner becomes liable for any unlicensed distance if there is not a current licence.

ISSN 1176-9297

Published by
Land Transport New Zealand
Private Bag 6995
Wellington 6141
New Zealand

July 2008

Acknowledgement

Cover photo by Taylor Tapa

Disclaimer

Every endeavour has been made to ensure the information provided in this handbook is correct. In the event of any discrepancy between this publication and legislation, legislation will prevail. Land Transport New Zealand does not accept liability for any consequences arising from the use of this document.

Table of contents

Introduction	3
Vehicles required to pay road user charges	4
Motor Vehicle Register	4
Temporarily imported vehicles	4
Type of road user charges licences required	4
Distance licences	5
Weight	5
Increasing the nominated weight	6
Supplementary licences	6
Time licences	6
Distance recorders	6
Display of licences	7
Purchasing options	7
Transaction fees	8
Direct debit	8
Payments	8
Credit checks	8
Distance and supplementary licensing procedure	8
Completing the RUCLA form	9

Time licensing procedure	11
Completing the RUCTL form	11
Licensing errors and replacement licences	11
Time licensed vehicle types	13
Charge rates for time licences	14
Distance licence vehicle types	15
Powered vehicles	16
Unpowered vehicles	17
Charge rates for distance licences	18
Charge rates for supplementary licences	21
Refunds	24
Completing the RUCHO form	25
Completing the RUC OR form	28
Tax invoices	30
Debts	30
Transport services licences	30
Goods and services tax	30
Penalties	30
Change of vehicle ownership	30
Refunds of CNG, LPG and motor spirits excise duty	31
Contact details for Land Transport New Zealand and agents	32

Introduction

The cost of using New Zealand's roads is recovered from road users via levies in the price of some fuels or through road user charges (RUC). Vehicles that must pay road user charges are described below, and they are required to display current road user charges licences while operating on public roads.

The revenue collected from road user charges is dedicated to the National and Regional Land Transport funds. Road user charges are administered by Land Transport New Zealand (Land Transport NZ) and enforced by the New Zealand Police.

Licences are available from Land Transport NZ agencies. Licences can be purchased by telephone, fax or by direct connection to the Motor Vehicle Register.

This booklet includes detailed instructions for purchasing and calculating the charges payable for individual vehicles. It explains the main requirements of the Road User Charges Act 1977 and describes the administrative procedures to be followed.

Vehicles required to pay road user charges

All diesel powered vehicles and other vehicles powered by a fuel not taxed at source, regardless of weight, must pay RUC.

Vehicles with a manufacturer's gross laden weight of more than 3.5 tonnes (3,500 kg) must also pay RUC.

Note: Fuels taxed at source are petrol, compressed natural gas (CNG) and liquified petroleum gas (LPG).

In certain circumstances some vehicles may be exempt from paying RUC. Enquiries can be directed to the RUC Contact Centre on 0800 655 644.

Motor Vehicle Register

If the Motor Vehicle Register does not record the correct details of your vehicle, you may have problems buying the required RUC licence or getting a refund of any unused RUC licence. To change incorrect details you should complete an application to *Change Motor Vehicle Details* (MR16), available at any Land Transport NZ agent.

If a replacement engine is not of the same specification as the one previously fitted, an authorised low volume vehicle certifier should inspect the vehicle. They can determine if the vehicle complies with the low volume vehicle (LVV) code. If the fuel type has changed (ie from petrol to diesel), the vehicle must be certified and you must provide evidence of the LVV certification with your application to update the Motor Vehicle Register.

Temporarily imported vehicles

In general, all temporarily imported vehicles are required to pay RUC in the same manner as New Zealand based vehicles. All enquiries can be directed to the National Manager, Economic Compliance, Land Transport NZ, Private Bag 6995, Wellington 6141.

Type of road user charges licence required

Some vehicles are required to display a time licence – these vehicles are specified in Table I on page 13. All other vehicles which are required to pay road user charges must display distance licences.

Supplementary licences may only be used in conjunction with distance licences. All licences issued must match the vehicle concerned, ie RUC vehicle type, registration plate number, distance recorder serial number and distance recorder readings.

Distance licences

Distance licences are purchased in units of 1,000 km (621 miles) or multiples thereof. Vehicles must be licensed for continuous distance, ie when the finish distance is reached a new licence is required.

Distance licensed vehicles are classified in Table III on page 15–17 according to:

- whether the vehicle is powered or unpowered
- the number of axles on the vehicle
- the number of tyres per axle:
either single tyred or twin tyred.

Note: Single large-tyred axles are classified as single tyred axles for the purposes of the Road User Charges Act 1977.

Axle spacing: axles are ‘close’ if less than 2.4 metres from the nearest adjacent axle and ‘spaced’ if 2.4 metres or more from the nearest adjacent axle.

Oscillating axles as defined in the Road User Charges Act 1977 (Amendment 1984/5) and unusual configurations not appropriately described by Table III on page 15 are covered in the ‘any other configuration’ type for the appropriate number of axles. If the number of tyres and/or axles on a vehicle is such that the vehicle is likely to create less wear on the road than the vehicle type quoted in this book, application may be made to the National Manager, Economic Compliance, Land Transport NZ, Private Bag 6995, Wellington 6141, for a special vehicle type. You will have to give sufficient details of the vehicle with drawings and measurements of axle spacings and a photograph of the vehicle showing the registration plate number and as many of the axles as possible.

Weight

It is important that you buy the correct licence weight for the operation of your vehicle. To determine the correct unladen weight of your vehicle, refer to your vehicle’s manual. In all cases the expected vehicle load should be added to the unladen weight to establish the licence weight. This weight is then rounded up to the nearest tonne for the licence weight to be purchased.

Please note that there is no provision in the Road User Charges Act for tolerance. Operators may be aware that the New Zealand Police allow a five percent tolerance when weighing vehicles and assessing whether an infringement has occurred.

This tolerance does not alter the requirement to purchase a RUC licence to cover the gross weight of the vehicle, or exempt the operator from identifying the weight to be carried.

RUC rates are calculated on the assumption that a vehicle travels at least 50 percent of the time unladen. Account has already been taken of any unladen running in the licence calculation. However, a licence to cover the gross weight at any time within the duration of a distance licence is still required.

The onus is on an operator to consider and purchase a licence sufficient to cover the maximum gross weight of the vehicle at any given time throughout the duration of that licence.

Increasing the nominated weight

Vehicle owners may increase the nominated maximum weight of a current distance licence by buying either:

- a new distance licence at an increased total weight to replace the existing licence; or
- a supplementary licence at an increased total weight which will supersede a portion of the current distance licence.

In both cases the operator will receive an automatic credit at the time of purchase for the unused portion of the original distance licence (provided all information is correct).

Supplementary licences

Supplementary licences provide for an increase in the weight limit of a licence to allow for the occasional cartage of heavier loads. They are more expensive than ordinary distance licences, but may be bought in multiples of 50 kilometres (31 miles). They are intended to be used for short trips with heavier than usual loads. The operator must specify the new total gross weight and the readings of the vehicle's distance recorder between which the supplementary licence will operate. The supplementary licence will replace the original licence for this distance, but once it has expired the provisions of the original licence will again be in force. Both the distance and supplementary licences must be displayed at all times.

Time licences

Only those types of vehicles specified in Table I on page 13 are entitled to display time licences. All other vehicle types

require distance licences. Time licences are purchased in periods of one month, with a minimum of one month and a maximum of 12 months. Purchases made part way through a month are calculated for the full month.

Calculate the charge rate for a time licence using Table II on page 14 which displays the yearly fees. Select the appropriate vehicle type and weight and determine the start month and period for which you intend to purchase a licence. To calculate the amount due, divide the yearly rate by 12 and then multiply by the number of months you require. Each licence purchased is charged a transaction fee. Select the appropriate transaction fee from page 8 depending on the relevant purchase option and add this amount to the licence amount.

Refunds of time licences may become payable for any unexpired portion purchased. For example, a licence is purchased for six months but is used for less than the period purchased. In all circumstances involving time licences, written application for a refund must be made to Land Transport NZ, RUC refunds, PO Box 1947, Palmerston North 4440, giving full details and enclosing the licence for which a refund is sought.

Distance recorders

All vehicles that operate with distance licences must be fitted with a distance recorder that is of a type and accuracy sufficient to provide a reliable record of distance travelled.

Every motor vehicle requiring a road user charges distance licence where the manufacturer's gross laden weight is more than 3.5 tonnes must be fitted with an approved hubodometer.

The Road User Charges Regulations 1978 lists all approved hubodometers:

- | | |
|----------------------|---------------------------|
| 1 Engler | 6 Trailmark |
| 2 Veeder Root | 7 Macro |
| 3 Mechanex | 8 Stemco |
| 4 Accu-Trak | 9 Jost |
| 5 Argo | 10 Chicago Rawhide |

Hubodometers must be calibrated to read in kilometres for the appropriate sized tyre and have a unique manufacturer's serial number inside the casing of the meter. If the tyres fitted are an 'odd' size, contact the Transport Registry Centre, Private Bag 11777, Palmerston North 4442, for the correct hubodometer size.

A hubodometer must be fitted at all times, (to a non-lifting axle) on the left hand side of the vehicle, unless special approval is obtained from the National Manager, Economic Compliance, Land Transport NZ, Private Bag 6995, Wellington 6141.

The Road User Charges Act requires you to obtain special permission from the Transport Registry Centre to refit the same hubodometer on a motor vehicle if the vehicle is operated on a road. It also prohibits the fitting of the hubodometer to a vehicle if the hubodometer was previously fitted to another vehicle and that vehicle is still registered under the Transport (Vehicle and Driver Registration and Licensing) Act 1986. Special cases for exemption may be considered by the Transport Registry Centre, Private Bag 11777, Palmerston North 4442. When a hubodometer is lost or damaged and/or found to be faulty, a replacement hubodometer is to be purchased, fitted to the vehicle and a road user licence purchased in conjunction with the replacement hubodometer. A *Change of Hubodometer form RUCHO* (page 25) will need to be completed.

If there is any unused distance left on the licence purchased for the lost or unusable hubodometer the amount may be refunded once the RUCHO form and original RUC label/s are received at Transport Registry Centre and processed.

Display of licences

Licences must be carried on the vehicle and displayed behind the inside of the windscreen on the passenger side of the vehicle. In the case of a trailer or a vehicle not having a windscreen, it must be displayed either at the front of the left side of the vehicle or behind the windscreen of the towing vehicle. The face of the licence which shows the registration plate number must be visible from outside the vehicle.

Supplementary licences and the current distance licence must both be displayed.

Purchasing options

The purchase options available to RUC users are:

- over the counter at Land Transport NZ agencies
- by phone 0800 800 027
- by fax 04 499 5669
- by RUC card at authorised service stations and truckstops
- by direct connects – mostly commercial transport operators.

Transaction fees

A transaction fee applies to each licence sale, irrespective of the type of licence purchased.

This fee reflects the cost of supporting the various purchasing options available to customers.

The transaction fees for these services (GST inclusive) are as follows:

Counter sales

\$9.56 per licence

By phone/fax*

\$6.98 per licence**

Automatic teller sales

\$5.06 per licence**

Direct connects

\$3.38 per licence**

* **only available at the phone/fax numbers listed on page 7.**

** **direct debit authority required.**

Direct debit

A facility is available for direct debit from a customer's bank account which enables you to purchase licences by RUC card, fax, telephone and direct connection (this method of payment is not available for over the counter purchases). A credit application will need to be completed.

The RUC card and credit application form is available on the phone/fax numbers on page 7.

Payments

Licences are paid for at point of sale. The amount calculated includes the transaction fee and any automatic credits. Customers must pay the amount indicated

on the system. Payments may be made by cash or cheque at a counter agent, or by a pre-arranged direct debit facility when using a RUC card, or by phone or fax request.

RUC customers who have a direct debit arrangement for RUC payments will have any refunds direct credited to their bank account on the evening the refunds are processed.

Credit checks

Customers with a dishonoured RUC licence payment will only be able to purchase a RUC licence with cash or bank cheque until the dishonoured licence has been paid. Customers with a history of dishonoured licence payments will only be able to purchase RUC licences with cash or bank cheques at all times, unless suitable arrangements are made with the Transport Registry Centre. It is your responsibility to ensure that your vehicle remains legal on the road. Should difficulties arise during the purchase of your licence, due to a debt/payment restriction, please contact the Transport Registry Centre.

Distance and supplementary licensing procedure

Use the RUCLA form for distance and supplementary licences when purchasing from Land Transport NZ agencies, and by fax.

Use the RUC card for distance and supplementary licences when purchasing from truckstops and authorised service stations. (Refer to page 32 for a list of Land Transport NZ agencies, truckstops and authorised service stations contact details).

Completing the RUCLA form (page 10)

Owner's details

To be completed in all cases.

Applicant's details

Write your name and address in the appropriate panels if you are not registered as the owner of the vehicle.

Vehicle details

Continuation licence

A licence will be processed with the same weight and distance of the last distance licence purchased.

Complete the following panels:

- registration plate
- licence type – D for distance
- vehicle make and model
- place a tick in the continuation panel.

Non-continuation licence

Complete the following panels:

- registration plate
- licence type – D for distance, S for supplementary
- vehicle make and model
- start distance
- number of units
Distance licences must be bought in units of 1,000 km (621 miles) or multiples thereof. Supplementary licences must be bought in units of 50 km (31 miles) or multiples thereof. If you require more than 500 km, it is generally more cost effective to purchase a distance licence.

- weight.
Fractions of a distance or decimal places are not permitted. Gross vehicle weight is to be rounded up to the next whole tonne. For example, if the gross weight (including the load carried) is 4.2 tonnes, a 5 tonne licence is required or if a vehicle is 1.2 tonnes, a 2 tonne licence is required.

Owner/applicant's signature

You **MUST** sign the application form in all cases. Print your name and company position (if applicable).

Calculating the cost of a licence

Table IV on page 18–20 displays the costs per 1,000 km for each vehicle type and weight. You may use the table to determine how much each licence will cost. Remember to add the transaction fee (see page 8) to the amount payable for each licence and subtract the licence cost of any overlapped licence.

When you have completed the RUCLA form, please check that all the details are correct.



Road User Charges Distance/Supplementary Licence Application RUCLA

Owner details

Note: If your address details have changed please notify us online at transact.landtransport.govt.nz or by obtaining a CODA form from a Land Transport NZ agent.

Complete in all cases

Last name/Company name First name(s)

Vehicle details

EITHER Tick the continuation panel if you require a licence at the same weight and distance as your last licence. (See note 4).

OR

Complete ALL remaining panels if: – purchasing a licence for a new vehicle or where this is the first RUC licence for a vehicle – purchasing a supplementary licence – the vehicle has had a **change of hubodometer** since last licence purchased (complete a RUC10 form before lodging this form) or – a continuation licence is NOT required.

COMPLETE IN ALL CASES

Registration plate	Licence type (See note 2)	Vehicle make and model	Continuation (See note 4)	Start distance	Units required (See note 2)	Vehicle weight (See note 3)	Land Transport NZ or authorised agent for Amount \$ only
			<input checked="" type="checkbox"/>				
			<input type="checkbox"/>				
			<input type="checkbox"/>				
			<input type="checkbox"/>				
			<input type="checkbox"/>				
			<input type="checkbox"/>				
			<input type="checkbox"/>				
			<input type="checkbox"/>				
			<input type="checkbox"/>				
			<input type="checkbox"/>				

Applicant details – Complete if you are NOT registered as the owner or if you are NOT an employee of the company registered as the owner.

Last name/Company name

First name(s)

Address

Owner/Applicant's signature

I certify that the particulars given are correct

Print name

Contact telephone number

Land Transport New Zealand or authorised agent

FOR OFFICE USE ONLY

Total payable (GST inclusive) \$

Input

Child

date stamp

Time licensing procedure

Use the RUCTL form for time licences when purchasing from Land Transport NZ agencies, and by fax.

Time licences **cannot** be purchased by RUC card, at truckstops or authorised service stations.

Completing the RUCTL form (page 12)

Owner's details

To be completed in all cases.

Applicant's details

Write your name and address in the appropriate panels if you are not registered as the owner of the vehicle.

Vehicle details

Complete the following panels:

- registration plate
- vehicle make and model
- start month
- number of months required (must be between one and 12 months)
- vehicle weight.
Fractions of a distance or decimal places are not permitted. Gross vehicle weight is to be rounded up to the next whole tonne. For example, if the gross weight (including the load carried) is 4.2 tonnes, a 5 tonne licence is required or if a vehicle is 1.2 tonnes, a 2 tonne licence is required.

Owner/applicant's signature

You **MUST** sign the application form in all cases. Print your name and company position (if applicable).

Calculating the cost of a licence

Table II on page 14 displays the costs per year for each vehicle type and weight. You may use the table to determine how much each licence will cost. Remember to divide the yearly rate by 12 and then multiply by the number of months you require, and add the transaction fee to the amount payable for each licence. Select the amount for the relevant agent from page 8.

When you have completed the RUCTL form, please check that all the details are correct.

Licensing errors and replacement licences

Always check that your licences are correctly issued at the time of purchase. The responsibility for entering the correct details on licence applications rests with the applicant.

Replacement licences can be issued by the issuing agency if they have made a mistake.

The issuing agency may, upon receipt of the licence, cancel the licence in conjunction with the Transport Registry Centre and issue a new licence containing the correct information.

If you purchase a licence incorrectly you will need to buy the correct licence and apply for a refund on the incorrect licence.

See page 24 for information on applying for a RUC refund.

Please print clearly in the panels provided. **IMPORTANT** - Please read notes on back of form.



Road User Charges Time Licence Application RUCTL

Owner details

Complete in all cases

Last name/Company name

First name(s)

Vehicle details

Complete only if continuation licence NOT required (see note 4 overleaf)

Registration plate	Vehicle make and model (see note 3 overleaf)	Start month	Licence period (No. in months)	Vehicle weight (in tonnes)	For office use only
					Amount \$

Applicant details

Complete if you are NOT registered as the owner or if you are NOT an employee of the company registered as the owner

Last name/Company name

First name(s)

Address

Owner/Applicant's signature

I certify that the particulars given are correct

Print name

Contact telephone number

(0)

Land Transport New Zealand or Authorised Agent

FOR OFFICE USE ONLY

Total payable (GST inclusive)

\$

Input

Chkd

Date Stamp

Time licensed vehicle types

TABLE I

Type of vehicle	Vehicle type number
Vehicle type numbers 70-81	
Trailer scrapers	70
Plant for servicing oil-filled cables	71
Road rollers	72
Tractors other than those exempted	73
Post debarkers	74
Saw bench apparatus	75
Forestry chippers	76
Sawing or shearing apparatus for tree cutting	77
Stone and gravel crushing and screening plant	78
Asphalt mixing and paving plant	79
Bulldozers and angle dozers (rubber tyred)	80
Tractor mounted mobile cranes and log skidders	81
Vehicle type numbers 82-87	
Front end loaders	82
Mobile pile drivers	83
Motor scrapers	84
Self-propelled water carts that are always unladen on the road	85
Self-propelled trench diggers and excavators	86
Self-propelled vehicles designed exclusively for carrying earth or bulk material that are always unladen on the road	87
Vehicle type numbers 88-91	
Mobile cranes (excluding vehicle recovery units, truck-mounted cranes and cranes to which a distance recording device is or could be readily fitted)	88
Motor graders	89
Unregistered motor vehicles operated under trade plates	90
Cable jinkers	91

Charge rates for time licences

TABLE II

Dollars per year

Maximum gross weight (in tonnes) to be specified in licence	Vehicle type numbers		
	70-81	82-87	88-91
2	25.27	63.17	126.35
3	29.16	72.88	145.78
4	34.71	86.77	173.54
5	43.93	109.84	219.67
6	52.87	132.19	264.37
7	63.73	159.32	318.65
8	76.50	191.25	382.50
9	91.19	227.97	455.93
10	107.79	269.47	538.94
11	126.30	315.76	631.52
12	146.02	365.05	730.10
13	167.17	417.92	835.85
14	190.00	474.99	949.98
15	214.98	537.44	1,074.89
16	241.16	602.89	1,205.78
17	268.53	671.33	1,342.66
18	297.11	742.76	1,485.53
19	326.40	815.99	1,631.99
20	356.17	890.42	1,780.84
21	386.42	966.04	1,932.08
22	417.14	1,042.86	2,085.72
23	448.11	1,120.28	2,240.56
24	479.08	1,197.70	2,395.39
25	510.05	1,275.12	2,550.23
26	541.01	1,352.53	2,705.07
27	571.98	1,429.95	2,859.91
28	602.95	1,507.37	3,014.74
29	633.92	1,584.79	3,169.58
30	664.88	1,662.21	3,324.42
Incremental rate	30.97	77.42	154.84

Distance licence vehicle types

TABLE III

NOTE:

The following symbols are used:

Single tyred axle



Twin tyred axle



Spaced axles

(Spaced axles must be more than 2.4 m apart)



Close axle groups





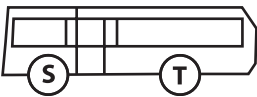
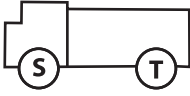
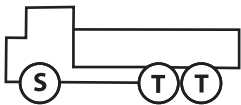
Or



N.B. Single large-tyred axles are considered single tyred axles for the purposes of the Road User Charges Act.





Powered vehicles

TABLE III continued

No. of axles	Types of axles	Example vehicles	Vehicle type no.
2	2 axles, both single tyred	 	1
	2 axles, 1 single tyred and 1 twin tyred	 	2
	Any other configuration		1
3	3 axles, one single tyred and two twin tyred		6
	Any other configuration		5
4	Any configuration		14
5 or more	Any configuration		19

Unpowered vehicles

TABLE III continued

No. of axles	Types of axles	Example vehicles	Vehicle type no.
1	Any configuration		24
2	2 spaced axles, both single tyred		27
	1 group of 2 close axles, both twin tyred		29
	2 spaced axles, both twin tyred		30
	Any other configuration		28
3	1 group of 3 close axles, all twin tyred		33
	Any other configuration		37
4 or more	Any configuration		43

Charge rates for distance licences

TABLE IV

Dollars per 1,000 kilometres (621 miles) of distance to which licence relates

Maximum gross weight (in tonnes) to be specified in licence	Vehicle type numbers				
	1	2	5	6	14
1	36.07	36.07	35.59	35.59	34.68
2	36.07	36.07	35.59	35.59	34.68
3	37.71	37.71	37.20	37.20	36.26
4	39.85	38.89	37.42	37.31	36.34
5	43.25	41.23	37.64	37.42	36.42
6	47.86	43.66	37.86	37.53	36.50
7	70.44	61.39	48.95	48.21	46.01
8	92.00	76.55	55.34	54.08	50.32
9	121.95	97.21	63.22	61.21	55.19
10	162.51	124.81	73.01	69.93	60.77
11	214.10	160.98	85.14	80.64	67.22
12	277.58	206.39	100.11	93.73	74.73
13	358.24	260.18	118.46	109.67	83.49
14	459.04	327.15	140.76	128.94	93.74
15	583.21	409.41	167.66	152.08	105.69
16	734.21	509.21	199.83	179.65	119.60
17	915.72	628.98	235.01	211.60	135.75
18	1,131.67	771.27	276.11	246.68	154.42
19	1,386.24	938.83	324.11	287.58	175.92
20	1,683.83	1,134.52	379.81	334.97	200.57
21	2,029.09	1,361.40	444.05	389.54	227.26
22	2,426.90	1,622.66	517.69	452.03	256.56
23	2,882.39	1,921.64	601.65	523.22	289.71
24	3,400.91	2,261.86	696.89	603.90	327.06
25	3,988.06	2,646.97	804.42	694.93	368.99
26	4,649.68	3,080.80	925.27	797.19	415.88
27	5,391.85	3,567.31	1,060.54	911.59	468.14
28	6,220.87	4,110.65	1,211.35	1,039.07	526.19
29	7,143.31	4,715.08	1,378.88	1,180.64	590.47
30	8,165.94	5,385.07	1,564.34	1,337.32	661.43
Incremental rate	1,740.14	1,139.34	313.87	264.82	118.80
40	25,567.38	16,778.43	4,703.06	3,985.54	1,849.42
Incremental rate	3,665.92	2,399.07	658.52	555.10	247.19
50	62,226.55	40,769.15	11,288.27	9,536.51	4,321.36
Incremental rate	6,663.77	4,360.10	1,195.03	1,006.97	447.07

As a guide, the licences purchased at the rates shown in the screened blocks, would normally exceed the maximum legal weight for that vehicle type on a Class 1 road. It is the operator's responsibility to ensure that they comply with all Acts and Regulations.

Charge rates for distance licences

TABLE IV continued

Dollars per 1,000 kilometres (621 miles) of distance to which licence relates

Maximum gross weight (in tonnes) to be specified in licence	Vehicle type numbers				
	19	24	27	28	29
1	34.31	10.73	10.69	10.68	10.67
2	34.31	13.85	13.44	13.41	13.34
3	35.87	19.13	17.06	16.92	16.55
4	35.93	28.30	21.78	21.31	20.17
5	35.97	44.34	28.42	27.28	24.48
6	36.03	68.68	37.45	35.20	29.72
7	45.02	108.83	48.00	44.03	34.31
8	48.62	176.13	67.01	60.24	43.64
9	52.46	266.35	93.18	82.07	55.51
10	56.61	391.05	133.75	113.66	70.55
11	61.13	558.30	185.42	158.01	89.55
12	66.11	777.01	248.90	210.97	113.39
13	71.62	1,056.95	329.56	277.31	147.61
14	77.76	1,408.74	430.36	360.09	188.20
15	84.63	1,843.85	554.53	461.93	235.41
16	92.35	2,374.60	705.53	585.65	292.41
17	101.02	3,014.15	887.04	734.26	360.55
18	110.77	3,776.51	1,102.99	910.96	441.26
19	121.73	4,676.57	1,357.56	1,119.17	536.07
20	134.03	5,730.02	1,655.15	1,362.47	646.57
21	147.83	6,953.44	2,000.41	1,644.66	774.48
22	163.28	8,364.24	2,398.22	1,969.71	921.56
23	180.53	9,980.68	2,853.71	2,341.81	1,089.70
24	199.76	11,821.88	3,372.23	2,765.33	1,280.84
25	221.07	13,907.79	3,959.38	3,244.83	1,497.03
26	242.83	16,259.24	4,621.00	3,785.08	1,740.40
27	266.90	18,897.88	5,363.17	4,391.03	2,013.17
28	293.44	21,846.22	6,192.19	5,067.83	2,317.64
29	322.64	25,127.62	7,114.63	5,820.83	2,656.20
30	354.71	28,766.30	8,137.26	6,655.57	3,031.33
Incremental rate	52.53	6,197.03	1,740.14	1,420.02	637.01
40	880.01	90,736.63	25,538.70	20,855.81	9,401.44
Incremental rate	107.46	13,063.59	3,665.92	2,990.92	1,339.88
50	1,954.64	221,372.49	62,197.87	50,765.02	22,800.24
Incremental rate	192.98	23,752.76	6,663.77	5,436.34	2,434.04

As a guide, the licences purchased at the rates shown in the screened blocks, would normally exceed the maximum legal weight for that vehicle type on a Class 1 road. It is the operator's responsibility to ensure that they comply with all Acts and Regulations.

Charge rates for distance licences

TABLE IV continued

Dollars per 1,000 kilometres (621 miles) of distance to which licence relates

Maximum gross weight (in tonnes) to be specified in licence	Vehicle type numbers			
	30	33	37	43
1	10.68	10.67	10.67	10.67
2	13.35	13.30	13.30	13.29
3	16.62	16.34	16.36	16.30
4	20.37	19.49	19.55	19.35
5	24.98	22.84	22.98	22.50
6	30.71	26.49	26.79	25.78
7	36.05	28.61	29.11	27.41
8	46.62	33.92	34.76	31.88
9	60.26	39.93	41.28	36.66
10	77.81	46.83	48.88	41.61
11	100.18	54.75	57.83	46.68
12	131.64	63.84	68.39	52.41
13	172.40	74.66	80.86	58.92
14	218.98	87.51	95.60	66.34
15	275.98	102.55	112.96	74.82
16	344.93	119.86	133.33	84.52
17	427.48	139.94	159.01	95.60
18	525.38	164.86	189.95	108.25
19	640.49	194.48	224.07	122.66
20	774.78	227.19	263.53	139.01
21	930.31	264.72	308.88	157.53
22	1,109.27	307.55	360.75	178.44
23	1,313.93	356.20	419.75	201.97
24	1,546.68	411.21	486.55	228.36
25	1,810.03	473.15	561.86	257.87
26	2,106.57	542.61	646.38	290.75
27	2,439.00	620.19	740.88	327.30
28	2,810.15	706.54	846.13	367.79
29	3,222.93	802.32	962.94	412.52
30	3,680.37	908.22	1,092.16	461.80
Incremental rate	777.23	178.31	218.05	81.87
40	11,452.72	2,691.35	3,272.70	1,280.46
Incremental rate	1,635.55	372.68	456.48	169.32
50	27,808.26	6,418.19	7,837.51	2,973.63
Incremental rate	2,971.70	675.26	827.64	305.45

As a guide, the licences purchased at the rates shown in the screened blocks, would normally exceed the maximum legal weight for that vehicle type on a Class 1 road. It is the operator's responsibility to ensure that they comply with all Acts and Regulations.

Charge rates for supplementary licences

TABLE V

Dollars per 50 kilometres (31 miles) of distance to which licence relates

Maximum gross weight (in tonnes) to be specified in licence	Vehicle type numbers				
	1	2	5	6	14
2	1.83	1.83	1.79	1.79	1.75
3	1.91	1.91	1.87	1.87	1.83
4	2.14	2.05	1.90	1.90	1.84
5	2.45	2.25	1.94	1.92	1.85
6	2.90	2.52	1.99	1.97	1.87
7	4.59	3.77	2.64	2.57	2.37
8	6.43	5.02	3.09	2.98	2.64
9	9.02	6.77	3.68	3.50	2.95
10	12.31	9.16	4.45	4.17	3.34
11	16.65	12.08	5.43	5.02	3.80
12	22.30	15.83	6.66	6.08	4.35
13	29.51	20.60	8.20	7.40	5.02
14	38.55	26.56	10.09	9.03	5.83
15	49.72	33.92	12.21	10.92	6.79
16	63.32	42.87	14.77	13.10	7.93
17	79.70	53.64	17.82	15.69	9.27
18	99.21	66.45	21.43	18.76	10.80
19	122.23	81.56	25.68	22.36	12.47
20	149.17	99.23	30.62	26.54	14.41
21	180.43	119.73	36.34	31.38	16.63
22	216.47	143.36	42.91	36.94	19.17
23	257.76	170.42	50.42	43.29	22.06
24	304.78	201.23	58.96	50.50	25.34
25	358.03	236.12	68.61	58.66	29.03
26	418.06	275.43	79.47	67.83	33.17
27	485.41	319.54	91.65	78.11	37.80
28	560.65	368.81	105.24	89.58	42.95
29	644.39	423.64	120.35	102.33	48.67
30	737.23	484.42	137.09	116.45	55.00
Incremental rate	158.07	103.45	28.41	23.95	10.68
40	2,317.96	1,518.97	421.21	355.98	161.78
Incremental rate	333.14	217.98	59.74	50.34	22.35
50	5,649.39	3,698.72	1,018.64	859.39	385.29
Incremental rate	605.68	396.25	108.52	91.42	40.52

As a guide, the licences purchased at the rates shown in the screened blocks, would normally exceed the maximum legal weight for that vehicle type on a Class 1 road. It is the operator's responsibility to ensure that they comply with all Acts and Regulations.

Charge rates for supplementary licences

TABLE V continued

Dollars per 50 kilometres (31 miles) of distance to which licence relates

Maximum gross weight (in tonnes) to be specified in licence	Vehicle type numbers				
	19	24	27	28	29
2	1.74	0.72	0.68	0.68	0.67
3	1.82	1.07	0.89	0.87	0.84
4	1.82	1.79	1.19	1.15	1.05
5	1.82	3.12	1.67	1.57	1.32
6	1.83	5.22	2.38	2.17	1.68
7	2.28	9.13	3.28	2.93	2.04
8	2.48	14.74	4.99	4.24	2.73
9	2.71	22.82	7.58	6.39	3.65
10	2.96	34.03	10.88	9.22	4.87
11	3.24	49.11	15.22	12.78	6.69
12	3.57	68.88	20.87	17.42	8.98
13	3.94	94.20	28.08	23.33	11.71
14	4.38	126.06	37.12	30.73	15.10
15	4.88	165.50	48.29	39.87	19.27
16	5.45	213.62	61.89	50.99	24.33
17	6.11	271.64	78.27	64.38	30.41
18	6.87	340.83	97.78	80.32	37.62
19	7.74	422.53	120.80	99.13	46.12
20	8.74	518.17	147.73	121.12	56.04
21	9.87	629.27	179.00	146.66	67.55
22	11.11	757.41	215.04	176.08	80.80
23	12.43	904.23	256.33	209.79	95.96
24	13.91	1,071.49	303.34	248.17	113.22
25	15.58	1,261.00	356.60	291.64	132.75
26	17.44	1,474.65	416.62	340.63	154.75
27	19.50	1,714.40	483.97	395.60	179.43
28	21.79	1,982.31	559.22	457.00	206.98
29	24.33	2,280.50	642.95	525.33	237.64
30	27.12	2,611.16	735.80	601.10	271.62
Incremental rate	4.65	563.24	158.07	128.97	57.79
40	73.65	8,243.61	2,316.53	1,890.81	849.50
Incremental rate	9.65	1,187.48	333.14	271.78	121.69
50	170.13	20,118.38	5,647.96	4,608.61	2,066.36
Incremental rate	17.42	2,159.22	605.68	494.09	221.15

As a guide, the licences purchased at the rates shown in the screened blocks, would normally exceed the maximum legal weight for that vehicle type on a Class 1 road. It is the operator's responsibility to ensure that they comply with all Acts and Regulations.

Charge rates for supplementary licences

TABLE V continued

Dollars per 50 kilometres (31 miles) of distance to which licence relates

Maximum gross weight (in tonnes) to be specified in licence	Vehicle type numbers			
	30	33	37	43
	2	0.67	0.67	0.67
3	0.85	0.82	0.82	0.82
4	1.06	0.99	0.99	0.97
5	1.36	1.17	1.18	1.14
6	1.77	1.38	1.40	1.31
7	2.20	1.52	1.56	1.41
8	3.00	1.85	1.93	1.66
9	4.09	2.24	2.37	1.95
10	5.65	2.72	2.90	2.26
11	7.86	3.29	3.55	2.60
12	10.49	3.97	4.37	3.00
13	13.79	4.81	5.35	3.47
14	17.90	5.81	6.57	4.03
15	22.96	7.07	8.22	4.67
16	29.11	8.72	10.07	5.43
17	36.49	10.51	12.23	6.30
18	45.27	12.61	14.78	7.29
19	55.61	15.07	17.76	8.49
20	67.70	17.92	21.22	9.90
21	81.72	21.21	25.22	11.46
22	97.86	24.98	29.82	13.24
23	116.35	29.28	35.06	15.26
24	137.38	34.16	41.01	17.54
25	161.20	39.67	47.73	20.10
26	188.04	45.86	55.29	22.96
27	218.14	52.79	63.76	26.17
28	251.76	60.52	73.21	29.72
29	289.16	69.11	83.71	33.67
30	330.62	78.61	95.33	38.03
Incremental rate	70.54	16.09	19.70	7.32
40	1,035.98	239.50	292.35	111.23
Incremental rate	148.56	33.76	41.38	15.27
50	2,521.63	577.08	706.11	263.94
Incremental rate	270.03	61.27	75.12	27.65

As a guide, the licences purchased at the rates shown in the screened blocks, would normally exceed the maximum legal weight for that vehicle type on a Class 1 road. It is the operator's responsibility to ensure that they comply with all Acts and Regulations.

Refunds

Refunds of road user charges may be payable in a variety of circumstances, for example:

- unused distance due to hubodometer change
- when distance is travelled off the public roads
- when a vehicle is permanently destroyed, exported or its registration cancelled
- unused time/distance licence.

Refunds relating to time licences are covered on page 6. Time licensed vehicles are not eligible for refunds for off-road travel.

Incorrect licence details normally relate to data errors created when the licence is purchased and in most cases can be corrected by the issuing agent. Certain transactions may need to be cleared by Transport Registry Centre staff. (Refer page 11.)

The following provision relates to distance licences only:

- **Hubodometer change – RUCHO
Unused distance due to
hubodometer change**

If the refund arises because an unexpired licence has been replaced due to a change of hubodometer, be sure your application includes the hubodometer reading at the time the hubodometer was found to be unserviceable or (where the hubodometer is lost or stolen) a calculated estimate of what the reading would have been at the time of loss or theft. Unserviceable hubodometers must be kept for a period of three

months. Applications for refunds should be made as soon as a replacement licence has been purchased and the licence label returned with the form RUCHO (see page 25).

- **Off-road travel – RUC OR
When distance is travelled off the
public roads**

All claims must be made on the application form RUC OR (page 28). Off-road travel should be claimed as each licence expires but must be claimed within two years of the issue date of the road user charges licence which is the subject of the claim.

You must enter your off-road customer number (if available), plate number, the licence number current at the time the off-road distance was travelled, the actual distance travelled off the road, and a brief description of the activity undertaken and where the distance was travelled.

Claims should be posted to Land Transport NZ, RUC refunds, PO Box 1947, Palmerston North 4440. Telephone inquiries may be made to the Road User Charges Contact Centre on 0800 655 644. When your claim form is received, the details will be checked against the road user charges database.

Vehicle operators must keep records of all distances travelled off-road. An officer authorised by the Director of Land Transport NZ may require access to these books and records in order to be satisfied as to the validity of an application.

Records of off-road travel must be retained for a period of two years from the date of application for a refund.

There is no criteria for the type of records that must be kept, however, an officer must be satisfied as to where and when the distance was travelled.

An authorised officer may take extracts from or make copies of any books or records kept. They may also require verification of any information contained in books or records produced.

- **When a vehicle is permanently destroyed, exported or cancelled**

Refunds may be granted after the vehicle's registration has been cancelled. To cancel the vehicle's registration, lodge the form *MR15 Application to Cancel Registration* at a Land Transport NZ agent, together with the vehicle's registration plates. The MR15 requires the current reading of your distance recorder (odometer or hubodometer) to be recorded at the time the vehicle is cancelled, and the RUC licence label/s to be returned.

- **Miscellaneous refund**

In some circumstances none of the above forms cover the refund claimed. Applicants in these cases should write to Land Transport NZ, RUC refunds, PO Box 1947, Palmerston North 4440, outlining their particular claim details. Miscellaneous refunds may be granted at the discretion of the Director. Details of the vehicle and the plate number must be included, together with the RUC licence label/s.

No refunds will be paid on a licence with a purchase date more than two years old except at the discretion of the Director.

Note: The transaction fee paid at the time the licence was purchased is non-refundable.

Land Transport NZ reserves the right to inspect any records either prior to or after processing a refund.

Completing the RUCHO form (page 27)

Vehicle details

Complete the following panels:

- make
- model
- registration plate.

Owner's details

State the vehicle owner's name and postal address in the appropriate panels.

Change of hubodometer details

Complete the following panels with details of the current (old) hubodometer:

- hubodometer make
- hubodometer serial number
- hubodometer reading at change (estimation if faulty/lost/stolen).

Complete the following panels with details of the new hubodometer:

- hubodometer make
- hubodometer make code (see reverse of form for codes)
- hubodometer serial number
- start reading (should normally be zero)
- odometer reading at time of change.

Reason for change

Place a tick in the box next to the appropriate reason for the change of hubodometer. Provide the reason if A is selected, and the correct tyre size if F is selected.

Applicant's details

Complete these details only if you are not registered as the owner of the vehicle.

Label(s) surrendered details

Tick the appropriate box. If you tick No, then you must complete the reason for a nil return of the labels panel.

Owner/applicant's signature

You MUST sign the application form and provide a contact telephone number, in all cases.

When you have completed the RUCHO form, please check that all the details are correct.



Vehicle details	Make	Model (See note 2 overleaf)	Registration plate
	<input type="text"/>	<input type="text"/>	<input type="text"/>

Owner details	Complete in all cases	
	Last name/Company name	First name(s)
	<input type="text"/>	
Postal address		<input type="text"/>

Change of hubodometer details	Current details	New details (See note 4 overleaf)	Hubodometer make code
	Hubodometer make	Hubodometer make	<input type="text"/> (Please select code from note 3 overleaf and show here)
	Hubodometer serial no.	Hubodometer serial no.	
	Hubodometer reading at change	Start reading	Odometer reading at time of change
	<input type="text"/>	<input type="text"/>	<input type="text"/>

Reason for change	Please tick reason for change of hubodometer.	
	A <input type="checkbox"/> Faulty* _____ <small>(Provide reason)</small>	E <input type="checkbox"/> Stolen
	B <input type="checkbox"/> Lost	F <input type="checkbox"/> Tyre size _____ <small>(Provide correct tyre size)</small>
	C <input type="checkbox"/> Damaged*	
*Note: If reason selected is either A (Faulty) or C (Damaged), the old hubodometer must be retained for a period of 3 months for inspection purposes.		

Applicant details	Complete if you are NOT registered as the owner or if you are NOT an employee of the company registered as the owner.	
	Last name/Company name	First name(s)
	<input type="text"/>	
Postal address		<input type="text"/>

Original label(s) surrendered (See note 6 overleaf)	<input type="checkbox"/> Yes <input type="checkbox"/> No
	REASON FOR NIL RETURN OF ORIGINAL LABELS (NOTE: Reprinted labels are not acceptable)
<input type="text"/>	

Owner/Applicant's signature	I certify that the particulars given are correct	Contact telephone number
	<input checked="" type="checkbox"/>	(0) <input type="text"/>
	Print name	Email address
	<input type="text"/>	<input type="text"/>

Land Transport New Zealand or authorised agent

FOR OFFICE USE ONLY		Input	Date stamp
Label returned	Attach label if returned <input type="checkbox"/> Yes <input type="checkbox"/> No		
End reading keyed	<input type="text"/>	Chkd	

Completing the RUC OR form (page 29)

Customer number

Either:

- write your Land Transport NZ customer number if you have had a previous claim

or

- leave it blank.

Company name/surname/ customer name

Write your name in the appropriate panels.

Vehicle details

Complete the following panels:

- registration plate
- RUC licence number
- distance claimed
- reason code (located on the reverse of the form)
- brief description of off-road travel
- method used to record the distance
- what records are available to validate the claim.

Applicant's signature

You **MUST** sign the application form in all cases.

When you have completed the RUC OR form, please check that all the details are correct.

Tax invoices

Invoices differ depending on the agent supplying the service.

1. For a counter sale, the tax invoice is the receipted copy of your application form.
2. For a sale at an unmanned station or at a manned service station (generally a BP site), the tax invoice is printed together with your licence.
3. For a sale by phone or fax, the tax invoice is printed, and forwarded to your postal address.
4. For direct connects, the tax invoice is printed weekly, and forwarded to your postal address.

Certain transactions are direct debited and/or credited to customers' accounts which do not receive a tax invoice from any of the above sale mechanisms. Typically these transactions will be for off-road travel and miscellaneous refunds. These invoices are printed centrally and forwarded daily – to your postal address.

Debts

Customers with an outstanding compliance debt who are unable to pay the debt in full within the specified time may be able to make time payment arrangements. Please contact the Transport Registry Centre if you wish to discuss this with our Debt Management Unit staff who can help you.

Transport services licence

Section 5 of the Transport Services Licensing Act 1989 states that all transport operators require a transport services licence. Section 5.1 of the Transport Services Licensing Act 1989 states that

it is an offence to operate in a transport capacity without the appropriate licence first being obtained.

This is regardless of having a Land Transport NZ card, which is a form of identification issued by the Transport Registry Centre for the purposes of registrations and changes of ownership.

Goods and services tax

Road user charges are subject to GST. The rates shown in the tables in this booklet are GST inclusive.

GST documentation is provided by Land Transport NZ as an invoice at the point of sale or from a centrally printed tax invoice.

Penalties

Under the Road User Charges Act, vehicle owners and/or operators may be fined for making licence applications which are materially incorrect, for operating a vehicle without the required licence or distance recorder, or for altering a licence or a distance recorder.

Change of vehicle ownership

When purchasing a used vehicle that is subject to RUC, the new owner should ensure it has a current RUC Licence.

If you purchase a vehicle with outstanding RUC, irrespective that the seller has committed an offence, **you will be held liable for the outstanding RUC**. Land Transport NZ does not involve itself in negotiations concerning reimbursement between the previous and new owner.

Road user charges licences belong to the vehicle they were purchased for and

cannot be transferred from one registered vehicle to another. Unexpired road user charges licences should be sold with the vehicle.

When a vehicle is sold, its current road user charges licences remain in force and no unexpired portion is normally refunded due to a change of ownership. It is the seller's responsibility to ensure that they are reimbursed for the unexpired distance on existing licences, as the seller may not be eligible for a refund once the vehicle is sold. If the vehicle is to operate at a different weight or the vehicle type is changed following modifications, a new licence must be purchased. The new owner should make application for any refund due (see page 24).

New owners wishing to increase the licensed capacity of the vehicle should buy a licence with a greater nominated weight. They will then automatically receive a credit for the unused part of the previous licence when buying the new licence.

Off-road travel refunds will be paid for the period up to the change of ownership provided the appropriate claims are lodged. New owners should take particular note of the distance recorder readings at the time of purchase to support their future claims for these refunds.

Refunds of CNG, LPG and motor spirits excise duty

Where licences are being purchased for a vehicle over 3.5 tonnes which uses a fuel that is taxed at point of sale, there may be an entitlement to a refund of the motor spirits excise duty content of the price of the fuel.

An *MR70 Application for Refund of Excise Duty* form may be obtained from the Transport Registry Centre.

Contact details for Land Transport New Zealand and agents

Transport Registry Centre

Cnr Ashley and Ferguson Streets
Private Bag 11777
PALMERSTON NORTH 4442
Phone 06 953 6200
Fax 06 953 6267
RUC Contact Centre 0800 655 644
Monday to Friday, 8 am to 6 pm.

Land Transport NZ

RUC/Excise refunds
PO Box 1947
PALMERSTON NORTH 4440
Phone 06 953 6200
Fax 06 953 6203
RUC Contact Centre 0800 655 644

National Manager, Economic Compliance

Land Transport NZ
Private Bag 6995
WELLINGTON 6141
Phone 04 894 5400
Fax 04 894 6100

Counter agents

Automobile Association (AA)
PostShops and Books and More outlets
On Road New Zealand
Vehicle Inspection New Zealand
Vehicle Testing New Zealand
Independent agencies who display the
Land Transport NZ logo.

BP help desk

PO Box 1993
WELLINGTON 6140
Phone 0800 800 027
Fax 04 499 5669
Monday to Friday, 7 am to 7 pm.

Card agents

BP truckstops
Selected BP service stations

To obtain the location of your nearest agent, check your phone book for any of the above or call the RUC Contact Centre on 0800 655 644 for assistance.

Disclaimer

Every endeavour has been made to ensure the information provided in this handbook is correct. In the event of any discrepancy between this publication and legislation, legislation will prevail. Land Transport New Zealand does not accept liability for any consequences arising from the use of this document.

